

# Oricom RV Smart Levelling System

oricom®  
100% AUSSIE OWNED



oricom. PROUDLY AUSTRALIAN





The Oricom Smart RV Leveller streamlines the often-tricky task of levelling your recreational vehicle (RV), making it easier to achieve a perfectly balanced setup.

By ensuring your RV is level, this device enhances both comfort and stability during your camping adventures.



Whether you're on uneven terrain or a flat surface, the Smart RV Leveller helps you quickly and accurately position your RV for an optimal experience.

### RVSL01

#### Smart RV Leveller

##### KEY FEATURES

**Wireless Operation:** Control your RV's levelling navigator wirelessly through an app.

**Precise Leveling:** Utilises advanced sensors to ensure accurate leveling of your RV.

**Easy Installation:** Mounting screws and 3M pads included for hassle-free setup.

**User-Friendly Interface:** Intuitive app for effortless operation.


**Durable Construction:** Designed to withstand the rigors of RV travel.



#### Package Contents



RVSL01



3M Tape



2 x Screws



2 x AA Batteries

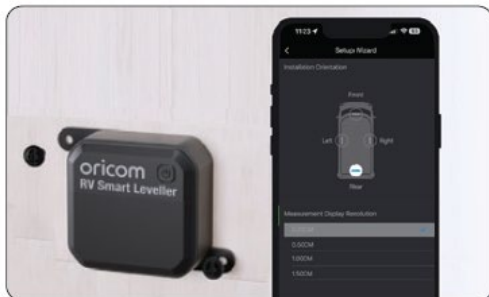
## RVSL01

### How the Product Functions



#### Connect Power

Insert the 2 x AA batteries provided into the navigator as shown.



#### Installation

Choose a convenient location inside your RV to mount the navigator using the provided screws and 3M tape.

Note: Mount upright facing inwards, see image in App for location and orientation.



#### Wireless Control

Launch the app to seamlessly begin levelling your recreational vehicle.

**After the phone and device are connected**, the functional interface will be displayed.

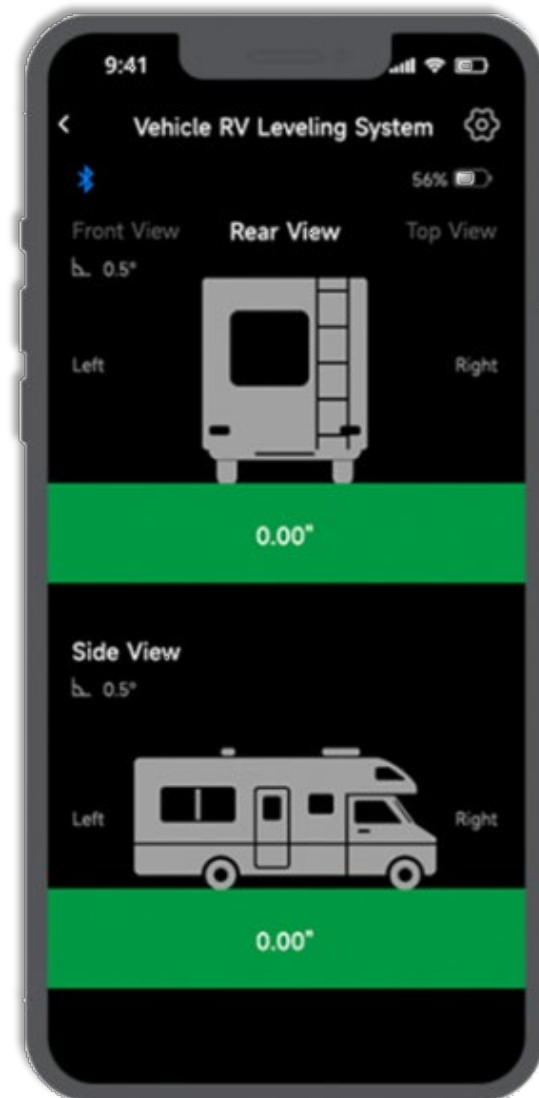
To ensure the normal function of the device, it is necessary to enter the settings in the upper right corner and manually adjust the parameters.

During installation, ensure the vehicle is parked on a flat surface. Once setup is complete in the App, make sure you select “**SET LEVEL**” to save this as your reference in the App.

Once you have set the level in the App, you are now ready to use on location.

## Specifications

Item	Option	Specification
Voltage	Operating Voltage	2.09V~3V
Battery	Type	AA
Power Consumption	Average Working Current (Bluetooth connected)	Less than 800uA
	Standby Average Power (without Bluetooth connection)	Less than 50uA
Communication		Bluetooth
Range	Bluetooth	Less than 10m
Broadcast	Bluetooth	RVLevel-xxxx
App Name	Xparkle	
RV Types	Travel Trailer, Fifth Wheel, Popup/Hybrid Camper, Class B or Class C, Class A	
RV Size	Width	152cm-305cm
	Length	152cm-1676cm
Default Size	Width	244cm
	Length	1457cm
Installation Direction	Front/Back/Left/Right	
Angle	Front/Back/Left/Right	0°-30° (±0.6°)
Dimensions (RVSL01)	Length×Width×Height	92.4×66.45×25.45mm
Operating Environment	Temperature	0°C-40°C
	Humidity	5%-75%RH non-condensing
Storage Environment	Temperature	-10°C-70°C
	Humidity	5%~75%RH non-condensing







## Oricom Local Support Centre

We understand the importance of service and support. Our business is built to ensure that we can look after customers and their needs long after they have purchased an Oricom product. Oricom Support team are based in Western Sydney.

# From the Managing Director



"In 2003, I established Oricom International with an unwavering dedication to achieving excellence. Two decades later, we remain steadfast in our pursuit of innovation through extensive investment in research and development and maintaining strong partnerships with our manufacturing collaborators.

It gives me immense pride to acknowledge that Oricom has earned a position as a trusted and leading market brand in Australia and New Zealand. With plans to introduce exciting new technologies and broaden our brand's presence globally, the future for Oricom appears exceptionally promising."

Kevin McDonnell - Founder and Managing Director - 2023

# Thank You

