



100AH AGM DEEP CYCLE BATTERY



XTM 100AH AGM Deep Cycle batteries represent the latest in deep cycle battery performance. Incorporating advanced AGM technology, specialist battery plates, strong grid designs and superior active material to deliver longer life and dependable deep cycle power in a range of applications.

- + LONG CYCLE LIFE
- + ENGINEERED FOR REPEATED MAXIMUM DEEP DISCHARGE
- + LOW INTERNAL RESISTANCE FOR SUPERIOR AND EFFICIENT RECHARGING
- + LOW SELF-DISCHARGE DURING STORAGE
- + SUITABLE FOR SIDE-MOUNTING FITMENTS*
- + IMPACT RESISTANT ABS CASE



MARINE



4X4'S#A



CARAVAN & CAMPING

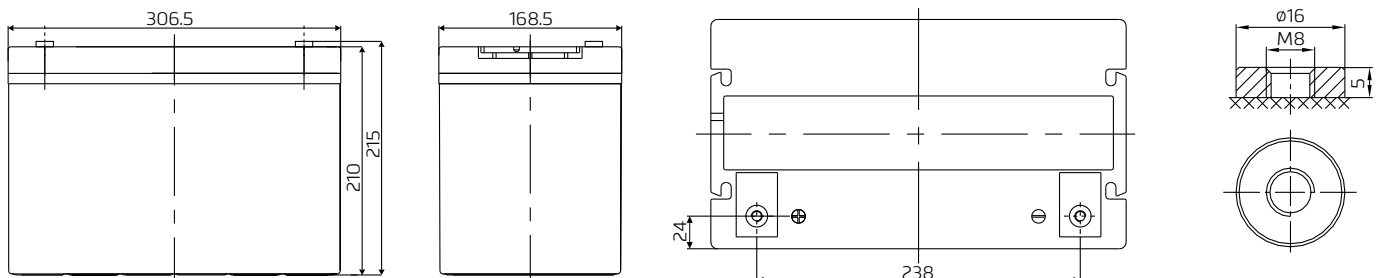


SOLAR*

PRODUCT SPECIFICATION

CELLS	6	WEIGHT	Approx. 26.0 kg (±3.0%)
VOLTAGE	12V	MAX. DISCHARGE CURRENT	1000 A (5 sec)
CAPACITY	100Ah@20hr-rate to 1.75V per cell @ 25°C	INTERNAL RESISTANCE	Approx. 6.6mΩ
OPERATING TEMPERATURE RANGE	Discharge: -20°C~60°C Charge: 0°C~50°C Storage: -20°C~60°C	TERMINAL	M8 Insert
		CONTAINER MATERIAL	A.B.S. (UL94-HB)
NORMAL OPERATING TEMPERATURE RANGE	25°C ± 5°C	RECOMMENDED MAX. CHARGING - CURRENT LIMIT	30A
FLOAT CHARGING VOLTAGE	13.6 to 13.8 VDC/unit average at 25°C Temperature Compensation: -3mV/°C/Cell	EQUALISATION & CYCLE SERVICE	14.6 to 14.8 VDC/unit average at 25°C Temperature Compensation: -4mV/°C/Cell
SELF DISCHARGE	XTM 100AH AGM Deep Cycle battery can be stored for up to 6 months at 25°C, after which recharging is recommended. Self-discharge rate less than 3% per month at 25°C. Please charge batteries before using.	NOTE: WARRANTY VOID IF MOUNTED UNDER BONNET	

UNIT: MM DIMENSION: 306.5 (L) X 168.5 (W) X 210 (H) X 215 (TH) (±2.0MM)



*Not suitable for inverted or end mounting. *Portable solar applications. *Not suitable for under bonnet use.



100AH AGM DEEP CYCLE BATTERY

DISCHARGE CURRENT VS DISCHARGE VOLTAGE

Final Discharge Voltage V/Cell	1.75V	1.70V	1.60V
Discharge Current	(A) ≤ 0.2C	0.2C < (A) < 1.0C	(A) ≥ 1.0C

CHARGE BATTERIES EVERY SIX MONTHS IF THEY ARE STORED AT 25°C

CHARGING METHOD

Constant Voltage -0.2Cx2h+2.4~2.45V/Cellx24h.Max.Current 0.3CA

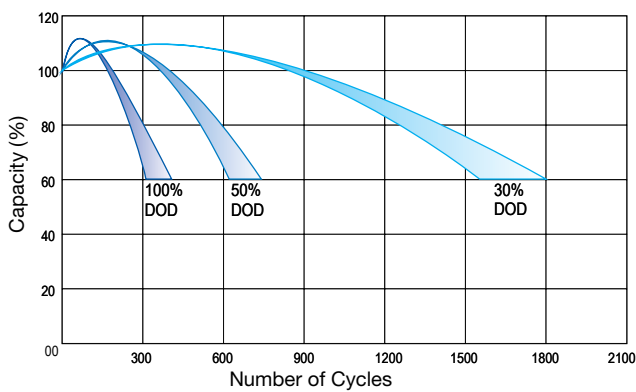
ALL MENTIONED VALUES ARE AVERAGE VALUES.

CONSTANT CURRENT DISCHARGE CHARACTERISTICS : A (25°C)

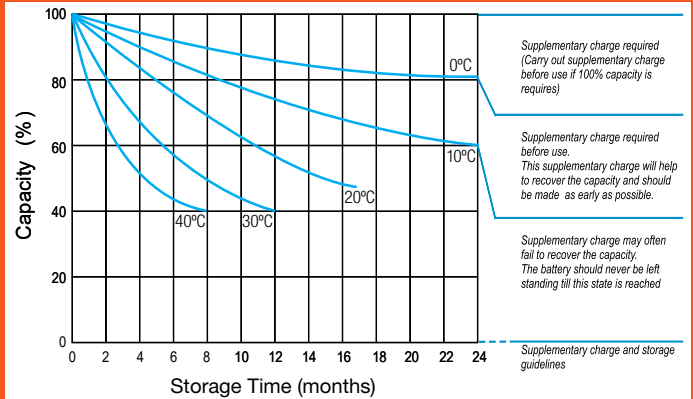
F.V/Time	10MIN	15MIN	30MIN	1HR	2HR	3HR	4HR	5HR	8HR	10HR	20HR
10.5V	173.4	147.5	92.07	55.00	32.72	25.00	20.21	17.22	11.58	9.619	5.000

(Note) The above characteristics data are average values obtained within three charge/discharge cycle not the minimum values. The battery must be fully charged before the capacity test. The C₂₀ should reach 95% after the first cycle and 100% after the third cycle.

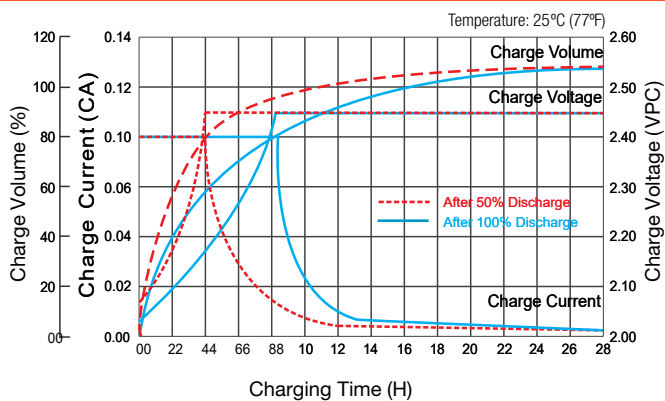
Cycle Life in Relation to Depth of Discharge



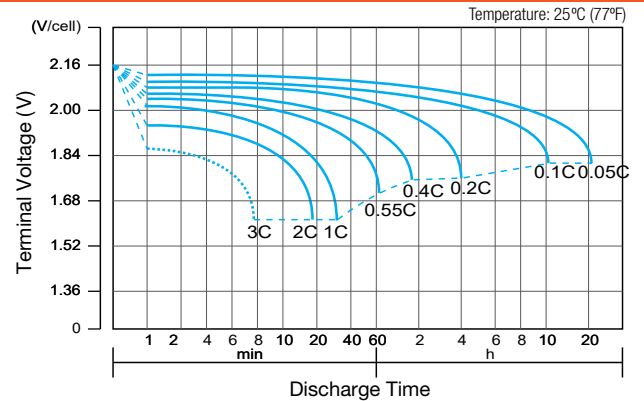
Storage Characteristics



Charge Characteristic Curve for Cycle Use(IU)



Discharge Characteristics Curve



SRGS PTY LTD
6 Coulthards Avenue,
Strathpine, QLD 4500, Australia