



Plug & Glow™ Splitter & Extension Cable Kit



Instruction Manual

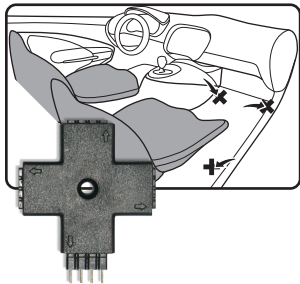
PACKAGE CONTENTS



Splitter-3PC

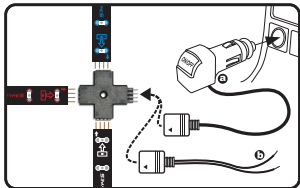
2 x 10'(3m)
Extension cable

INSTALLATION



- Choose the desired location.
- Clean surface thoroughly with isopropyl alcohol.
- Connect the splitter to the end of LED strip or extension cable.
- Plug in LED strip or extension cable and place in desired location.
- Peel off 3M™ tape carefully apply to desired location.
- Optional hole provided for screw attachment if desired.

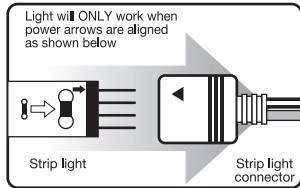
POWER



Two Power options available

- a) 12V Plug-in power adapter (not included)
- b) 12V Hardwire (not included)

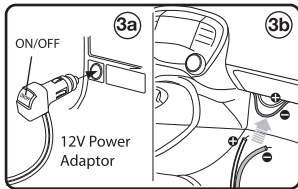
- 1) Select your desired power connection and connect the LED strip light with the strip light connector as shown.
- 2) Use arrow indication to match the correct direction.



Strip light

Strip light connector

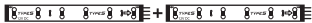
POWER CONTINUED



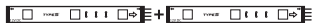
- 3a) Plug into any 12V power socket
 3b) Connect to 12V fused power source while engine is off.
 White wire + and black wire -

EXTENDABLE

Type S Plug & Glow kits can be extended up to a **maximum of 12' (3.5m)** using compatible extension strips. To function properly extension strips must be connected to the same type of strip. (see examples below)



Plug & Glow Red/ Blue/ White + Extension



Multi color + Multi color extension



Hyper Bright + Hyper Bright Extension



Plug & Glow Red/ Blue/ White + Multi color Extension

WARNING

WARNING: do not install or use product if it, in any way, impairs the safe operation of your vehicle. Follow manufacturer's instructions to ensure the product is properly & safely installed. Neither the manufacturer nor the reseller can be held responsible or liable for consequential, incidental, or indirect damages, either personal or property resulting from the installation or improper use of this product. Check your state or provincial laws before installing.

This product is not DOT approved and is designed for intended use only (for interior cabin). Not for use in extreme temperature such as under hood applications.

PROP 65 WARNING: This product contains lead, a chemical known to the state of California to cause cancer, birth defects or other reproductive harm.

Have a comment or question?
 Email us at: info@winplususa.com
 or visit us online at: www.winplususa.com



Scan to learn more

Winplus North America, Inc.
 820 South Wanamaker Avenue
 Ontario, CA 91761 USA
 Tel: 866-294-9244

© 2014 Winplus North America, Inc.
 All rights reserved.
 3M™ is a trademark of 3M Company.

OPTIONAL ACCESSORIES

PLUG & GLOW ACCESSORIES:




RECHARGEABLE BATTERY



DIMMER CONTROLLER



POWER DISTRIBUTION HUB WITH REMOTE CONTROL



LED EXTENSION PACKS FOR SINGLE COLOR, MULTICOLOR AND HYPERBRIGHT KITS

12" & 36"

ML-54893_V1