

FRONT

TOURING ITEMS
TYPE S
HyperBright™
Multi-Color LED
Extension Strip




Instruction Manual

PACKAGE CONTENTS



2 x LED Strip


INSTALLATION



- Choose your desired location. (☼ – see suggestions above)
- Clean surface thoroughly with isopropyl alcohol. Dry completely.
- Peel off the 3M™ tape backer and carefully apply to the desired area.


Note:

- For use with 12V power only
- Suitable temperature for installation is 70°F (21°C) or above.
- If needed LED strips can be cut – ONLY cut where scissors mark is shown.



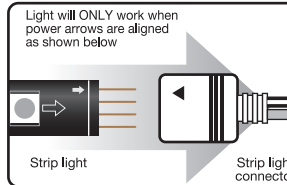
Note the portion of strip that is cut-off is no longer usable.

POWER



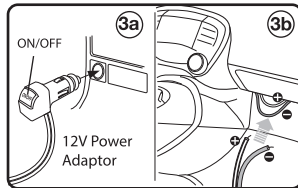
- Two Power options available**
- 12V Plug-in power adapter
 - 12V Hardwire

- 1) Select your desired power connection and connect the LED strip light with the strip light connector as shown.
- 2) Use arrow indication to match the correct direction.



BACK

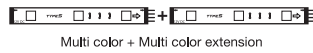
POWER CONTINUED



- 3a) Plug into any 12V power socket
- 3b) Connect to 12V fused power source while engine is off. White wire + and black wire -

EXTENDABLE

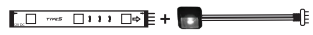
Type S Plug & Glow kits can be extended up to a **maximum of 12' (3.5m)** using compatible extension strips. To function properly extension strips must be connected to the same type of strip. (see examples below)



Multi color + Multi color extension



Multi color Micro Light + Multi color Micro Light extension



Plug & Glow Red/Blue/White + Multi color Extension

WARNING

WARNING: do not install or use product if it, in any way, impairs the safe operation of your vehicle. Follow manufacturer's instructions to ensure the product is properly & safely installed. Neither the manufacturer nor the reseller can be held responsible or liable for consequential, incidental, or indirect damages, either personal or property resulting from the installation or improper use of this product. Check your state or provincial laws before installing.

This product is not DOT approved and is designed for intended use only (for interior cabin). Not for use in extreme temperature such as under hood applications.

⚠ WARNING: This product can expose you to chemicals including DEHP and DINP, which are known to the State of California to cause cancer and birth defects or other reproductive harm. For more information go to www.P65Warnings.ca.gov.

Have a comment or question? Email us at: info@typesauto.com or visit us online at: www.typesauto.com

Winplus North America, Inc.
2975 Red Hill Ave., Ste. 100,
Costa Mesa, CA 92626
Tel: 1.866.294.9244
© 2018 Winplus North America, Inc.
All rights reserved.
3M™ is a trademark of 3M Company.

OPTIONAL PRODUCTS

Optional Smart LED products also available to enhance your experience (sold separately).



48" Smart Lighting Deluxe Kit



72" Exterior Smart Lighting Kit

ML-55323_V2