

# CABINCREW™

## Bluetooth Handsfree Kit

A perfect car accessory to allow for hands free conversation.

### CC-BT365 USER GUIDE



12-24V to USB



Voltage



Suits Phone

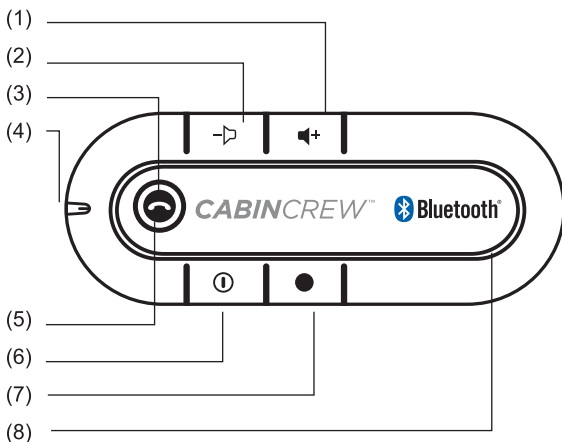


Visor Mount

PLU 574947

CAR ACCESSORIES

## Product:



- |                               |                         |
|-------------------------------|-------------------------|
| (1) Volume UP                 | (5) LED light indicator |
| (2) Volume DOWN               | (6) Power ON/OFF        |
| (3) Answer/Hang up/Play/Pause | (7) Close Switch        |
| (4) Microphone                | (8) Speaker             |



## Product Features/Specifications:

- Built in microphone and speaker for handsfree phone calls
- Simple bluetooth pairing with auto connect feature
- Advanced echo and noise cancellation
- Continuous talk time up to 8 hours
- Bluetooth version 5.0+EDR
- Bluetooth transmission distance up to 15M
- 12-24V USB car charger with DC 5V/1A output
- 30CM Micro USB charging cable
- Sunvisor mounting bracket
- Frequency response 20Hz –15Hz
- LED Indicator
- Micro USB Charging
- Normal charging time: 3 hours
- Standby time up to 50 hours






## Charging your device:

The CC-BT365 is Bluetooth enabled with a built in rechargeable battery. Before use make sure you charge the device fully. The normal charging time is around 3 hours. The LED light indicator will glow red whilst charging and turn off once charged. To extend battery life it is recommended to charge the battery once a month.

## How to pair your device:

Place pairing device within 1 metre of CC-BT365. Hold down the On/OFF button “” for a few second seconds. Voice prompt will say “Power on” and the LED light indicator will quickly flash blue ready to connect. Go to your Bluetooth enabled device to search for the name ‘CC-BT365’ under Bluetooth settings. If your device asks for it, please input password ‘0000’. Voice prompt will say “Connected” and the LED light indicator will slowly flash blue. The device will turn off if not successfully paired after 3 minutes. To turn off, hold down the On/OFF button “” for a few seconds. A voice prompt will say “Power off” and the LED light indicator will turn off. The ‘CC-BT365’ will automatically re-connect to a previously paired Bluetooth enabled device.

## Using your device:






When receiving an incoming call, press the “” button to answer it. Press the “” button again to end the call. If you would like to decline the call, hold down the “” button for 2 seconds. To re-dial the last call press “” button for 2 seconds. To transfer/switch a call between the CC-BT365 and or your Bluetooth enabled device, press the “” button.

## Volume adjustment:

During a call press the “+” or “-” button to increase and decrease the sound volume.

## Music playback:

When paired you can play music with this device. This is mainly used with Bluetooth headsets.

1. Short press “-” to play a track, long press “-” to decrease volume
2. Short press “+” to play the next track, long press “+” to increase volume
3. Short press “” to play / pause track

## Warranty

This product is guaranteed against defects for a period of 12 months from date of purchase. This warranty is provided by Super Cheap Auto Pty Ltd ACN 085 395 124 (Supercheap Auto) of 751 Gympie Rd Lawnton QLD 4501 Ph (07) 3482 7500. Supercheap Auto will offer a repair, replacement product or store credit if the product is assessed as being defective during the warranty period.

To claim under this warranty, take this product to the Front Service Desk of your nearest Supercheap Auto store. For store locations, visit [www.supercheapauto.com.au](http://www.supercheapauto.com.au) (AUS) or [www.supercheapauto.co.nz](http://www.supercheapauto.co.nz) (NZ). You will need your receipt or proof of purchase. Additional information may be requested of you to process your claim. Should you not be able to provide proof of purchase with a receipt or a bank statement, identification showing your name, address and signature may be required to process your claim. This product may need to be sent to the manufacturer to assess the defect before determining any claim. Faults or defects caused by product modification, misuse and abuse, normal wear and tear or failure to follow user instructions are not covered under this warranty.

Our goods come with guarantees that cannot be excluded under the Australian Consumer Law. You are entitled to a replacement or refund for a major failure and for compensation for any other reasonably foreseeable loss or damage. You are also entitled to have the goods repaired or replaced if the goods fail to be of acceptable quality and the failure does not amount to a major failure.

Any expenses incurred relating to the return of this product to store will normally have to be paid by you. For more information contact your nearest Supercheap Auto store.

The benefits to the consumer given by this warranty are in addition to other rights and remedies of the Australian Consumer Law in relation to the goods and services to which this warranty relates.

---

Manufactured and packaged for SRGS PTY LTD ABN 23 113 230 050  
751 Gympie Road, Lawnton, Queensland 4501, Australia