



Value you can trust



750mm PEDESTAL FAN

Owners/Instruction Manual



PLU 520053

WARRANTY

This product is guaranteed against defects for a period of 12 months from date of purchase. This warranty is provided by Super Cheap Auto Pty Ltd ACN 085 395 124 (Supercheap Auto) of 751 Gympie Rd Lawnton QLD 4501 Ph (07) 3482 7500. Supercheap Auto will offer a repair, replacement product or store credit if the product is assessed as being defective during the warranty period.

To claim under this warranty, take this product to the Front Service Desk of your nearest Supercheap Auto store. For store locations, visit www.supercheapauto.com.au (AUS) or www.supercheapauto.co.nz (NZ). You will need your receipt or proof of purchase. Additional information may be requested of you to process your claim. Should you not be able to provide proof of purchase with a receipt or a bank statement, identification showing your name, address and signature may be required to process your claim.

This product may need to be sent to the manufacturer to assess the defect before determining any claim. Faults or defects caused by product modification, misuse and abuse, normal wear and tear or failure to follow user instructions are not covered under this warranty.

Our goods come with guarantees that cannot be excluded under the Australian Consumer Law. You are entitled to a replacement or refund for a major failure and for compensation for any other reasonably foreseeable loss or damage. You are also entitled to have the goods repaired or replaced if the goods fail to be of acceptable quality and the failure does not amount to a major failure.

Any expenses incurred relating to the return of this product to store will normally have to be paid by you. For more information contact your nearest Supercheap Auto store.

The benefits to the consumer given by this warranty are in addition to other rights and remedies of the Australian Consumer Law in relation to the goods and services to which this warranty relates.

Thank you for purchasing this **SCA 750mm Pedestal Fan model S160-23-02310**. Please read this leaflet thoroughly and follow the instructions carefully. In doing so, you will ensure the safety of yourself and that of others around you.

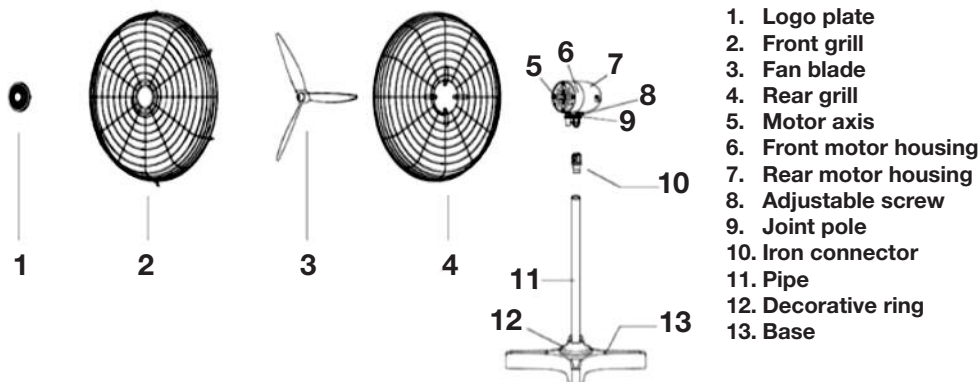
SAFETY INSTRUCTIONS

As with all machinery, there are certain hazards involved with their operation and use. Exercise respect and caution as this will considerably lessen the risk of personal injury. However, if normal safety precautions are overlooked or ignored, personal injury to the operator or damage to property may result.

1. Always operate the product from a power source of the same voltage, frequency and rating as indicated on the product identification plate.
2. To reduce the risk of electric shock, do not use this fan with any solid-state speed control device.
3. Do not operate any product with damaged cord or plug, after the product malfunctions, is dropped or appears damaged in any way. Return the complete product to the place of purchase for inspection, repair or replacement.
4. To reduce the risk of electric shock, do not immerse or expose the product or flexible cord to rain, moisture or any liquid.
5. This product should not be used in the immediate vicinity of water such as bathtub, washbowls, swimming pool etc, where the likelihood of immersion or splashing could occur.
6. Switch off and unplug from outlet when not in use, before assembling or disassembling parts and before cleaning. Fully assemble the fan before switching on.

7. This appliance is not intended for use by person/s (including children) with reduced physical, sensory or mental capabilities or lack of experience and knowledge, unless they have been given supervision or instruction concerning use of the appliance by a person responsible for their safety.
8. Children should be supervised to ensure that they do not play with the appliance.
9. Avoid contact with moving parts. Do not insert any object through the grill when the fan is operating.
10. Do not cover the grill or operate in close proximity to curtains, etc.
11. Always disconnect the fan when moving it from one location to another.
12. The use of attachments or accessories not recommended or sold by the product distributor may cause personal or property hazards or injuries.
13. This product is intended for normal domestic/household or commercial use.

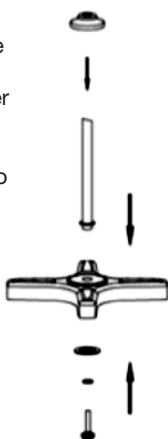
FEATURES



ASSEMBLY INSTRUCTIONS

1. BASE ASSEMBLY

- Loosen the screw from the pipe.
- Put the pipe into the center hole of the base.
- Tighten the screw.
- Put the decorative ring into the pipe and fix.



2. MOTOR ASSEMBLY

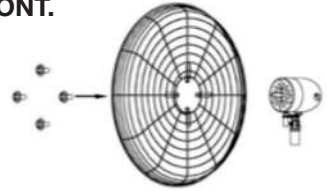
- Unscrew the connecting and stopper screw of pipe.
- Fix and lock the motor and pipe by connecting and stopper screws.



ASSEMBLY INSTRUCTIONS CONT.

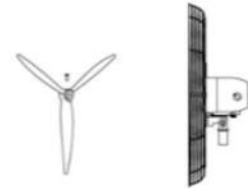
1. REAR GRILL ASSEMBLY

- Loosen the 4 screws which are fixed on the front motor housing.
- Align the 4 holes on the rear grill with the 4 screw holes on the front motor housing.
- Fix and lock the screws.




2. FAN BLADE ASSEMBLY

- Put the fan blade into the bottom of the motor axis.
- Use screw to fix and lock the blade.



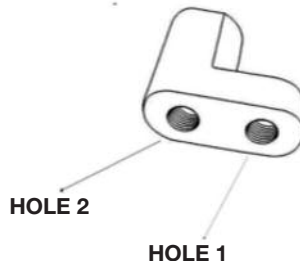
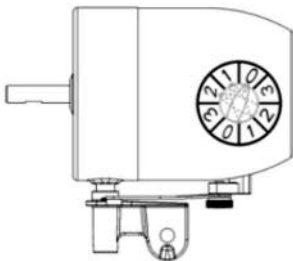
3. FRONT GRILL ASSEMBLY

- Put the front grill connect with rear grill, ensuring that the screws hole on the front grill and the rear grill are aligned.
- Fasten the front and rear grill.



OPERATING INSTRUCTIONS

1. Once the Pedestal Fan is assembled and installed, plug the cord into an acceptable power source.
2. The fan has three speeds: 1 - Low, 2 - Medium, 3 - High and 0 - Off.
3. To turn the Pedestal Fan 'On', turn the knob to the desired setting. To turn the Pedestal Fan 'Off', turn the knob to '0'.

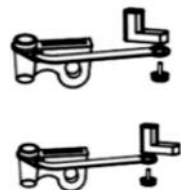


OSCILLATING FUNCTION:

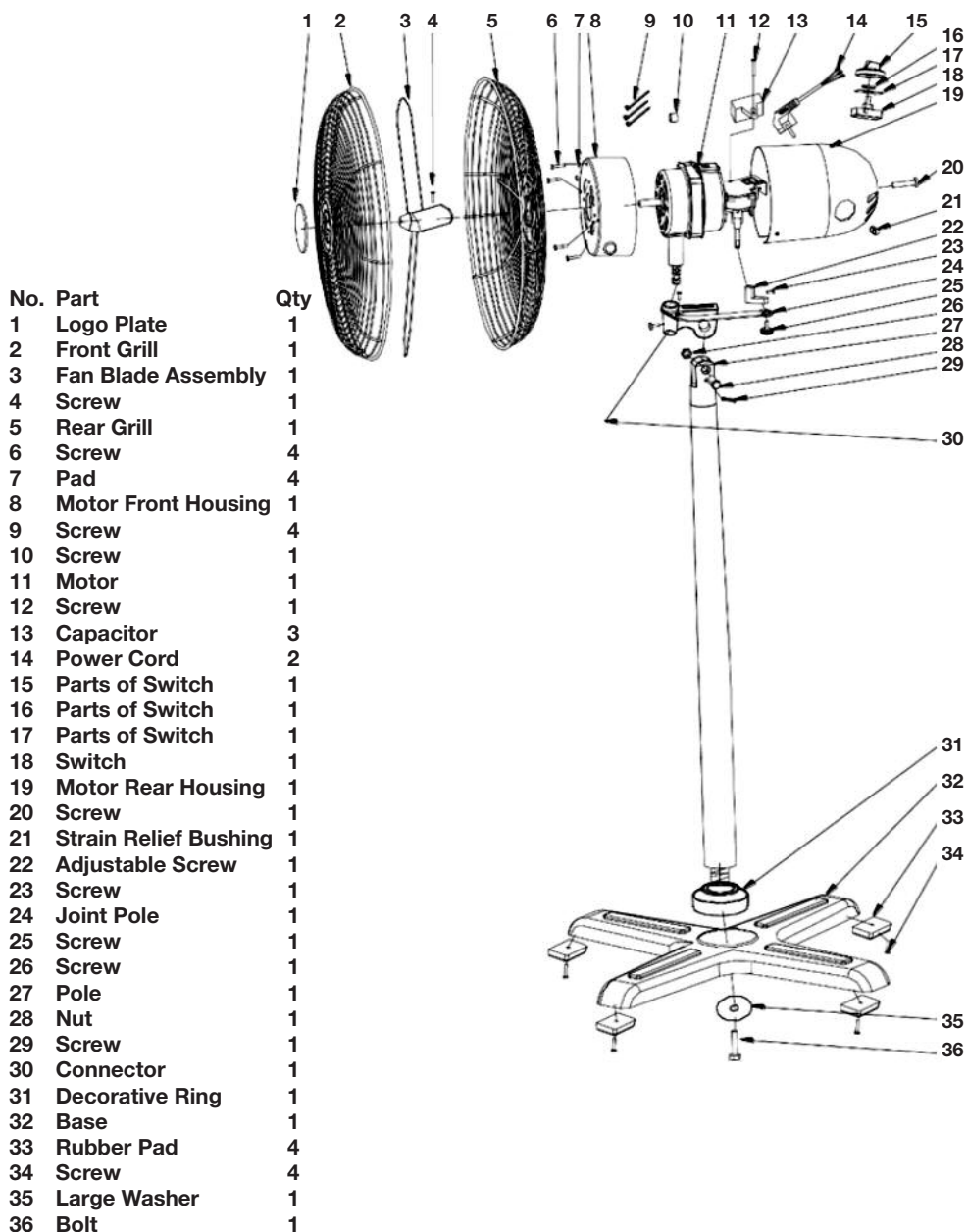
WARNING: Before using the oscillating function, always turn the fan 'Off' and wait until the fan blades come to a complete stop.

Oscillating - To turn the oscillating function 'On', fix the adjusting screw and joint pole into Hole 1.

Non- Oscillating - To turn the oscillating function 'On', fix the adjusting screw and joint pole into Hole 1.



750MM PEDESTAL FAN EXPLODED VIEW



750mm PEDESTAL FAN



Manufactured and packaged for SRGS PTY LTD ABN 23 113 230 050
751 Gympie Road, Lawnton, Queensland 4501, Australia