

UT11A

AC Voltage Detectors

Operating Manual

This Operating Manual covers information on safety and cautions. Read and understand all of the instructions and safety information in this manual before operating or servicing this tool. Failure to understand how to safely operate this tool could result in an accident causing serious injury or death.

UT11A is intended to check for the presence of AC voltage, signaling the user with a beep and a flashing LED.

Safety Information

This unit complies with the standards :

EMC:EN61326-1:2006

LVD: EN61010-1:2010 EN61010-031:2002+A1:2008

UL: UL61010-1, 2nd Edition, 2005-07-22

CAN/CSA-C22.2 No.61010-1,2nd Edition,2004-07 measurement requirement: in pollution degree 2, overvoltage category (CAT. IV 600V).

CAT.IV: Primary supply level, overhead lines, cable system setc. Some examples include cables, meters, transformers, and other exterior equipment owned by the power utility.

Use the unit only as specified in this operating manual, otherwise the protection provided by the unit may be impaired.





- Do not use the unit if it is wet, damaged or cannot operate correctly.
- Do not apply more than the rated voltage between the probe tip and earth ground.
- When the unit working at voltage over 30V in AC, special care should be taken for there is danger of electric shock.
- Follow the local countries safety requirements and standards.

Warning

- This unit is only designed for the specialist who has certain technical knowledge to use.
- This unit is intended to check for the presence of AC voltage, the voltage range is 50~600V.
- Make sure the tested inductor possible voltage range before carrying out checking.
- When you cannot sure the tested inductor voltage range, The unit does not have any response. It does not mean the tested inductor does not have dangerous voltage, do not use any part of the body to touch the tested inductor.
- When carrying out checking, keep your fingers behind the probe tip finger guards.

International Electrical Symbols

Symbols used on the Meter and in this manual are explained below:

	Double Insulated
	Warning. Refer to the Operating Manual
	Danger of electric shock
	Conforms to Standards of European Union

Specifications

- Indicators: LED and Beep
- Voltage range: 50VAC ~ 600VAC
- Measurement Category IV 600V per IEC61010
- Temperature:
 - * Operating: 0℃~40℃
 - * Storage: -10℃~50℃
- Humidity: ≤95%
- Altitude: ≤2000m
- Pollution Degree 2
- Battery: 2 x 1.5V AAA

Operation

Place the detector tip on or near the circuit or unit to be tested. Beep and flashing LED indicate the presence of voltage (50VAC to 600VAC).

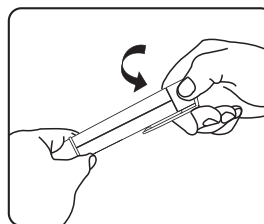
Battery Indication

The beep sounds will still have but may be weaker if the battery is less than 2V.

Maintenance

Battery Replacement

- 1) Disconnect the unit from the circuit.
- 2) One hand holds the unit. Place another hand's thumb on the probe cap as the figure below



UT11A

- 3) Counter-clockwise twisting the cap off the probe slowly.
- 4) Replace the batteries (observe polarity).
2 x 1.5V AAA
- 5) Push back the cap.

Cleaning

Periodically wipe the case with a dry cloth do not use abrasives or solvents.

WARRANTY

This product is guaranteed against defects for a period of 12 months from date of purchase. This warranty is provided by Super Cheap Auto Pty Ltd ACN 085 395 124 (Supercheap Auto) of 751 Gympie Rd Lawnton QLD 4501 Ph (07) 3482 7500. Supercheap Auto will offer a repair, replacement product or store credit if the product is assessed as being defective during the warranty period.

To claim under this warranty, take this product to the Front Service Desk of your nearest Supercheap Auto store. For store locations, visit www.supercheapauto.com.au (AUS) or www.supercheapauto.co.nz (NZ). You will need your receipt or proof of purchase. Additional information may be requested of you to process your claim. Should you not be able to provide proof of purchase with a receipt or a bank statement, identification showing your name, address and signature may be required to process your claim.

This product may need to be sent to the manufacturer to assess the defect before determining any claim. Faults or defects caused by product modification, misuse and abuse, normal wear and tear or failure to follow user instructions are not covered under this warranty. Our goods come with guarantees that cannot be excluded under the Australian Consumer Law. You are entitled to a replacement or refund for a major failure and for compensation for any other reasonably foreseeable loss or damage. You are also entitled to have the goods repaired or replaced if the goods fail to be of acceptable quality and the failure does not amount to a major failure.




Any expenses incurred relating to the return of this product to store will normally have to be paid by you. For more information contact your nearest Supercheap Auto store.

The benefits to the consumer given by this warranty are in addition to other rights and remedies of the Australian Consumer Law in relation to the goods and services to which this warranty relates.

END

This operating manual is subject to change without notice.

说明书菲林做货要求:

序号	项目	内容
1	尺寸	展开尺寸285*214±1MM 折叠尺寸95*214±1MM
2	材质	用60g书纸做货
3	颜色	黑字
4	外观要求	印刷完整清晰、版面整洁，无斑墨、残损、毛边、刀线错位等缺陷。
5	装订方式	无
6	表面处理	无
7	其它	/
版本		0
DWH 设计	赵有平13/9/28	MODELUT11A 机型: (AT-019-H)客
CHK 审核		Part NO. 物料编号: 110401104668X
APPRO. 批准		 优利德科技(中国)有限公司 UNI-TREND TECHNOLOGY (CHINA) LIMITED