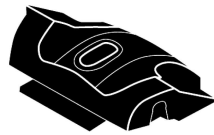


EN Fitting Instructions for Basic Carrier



x 4



11-02-233

x 4



x 4

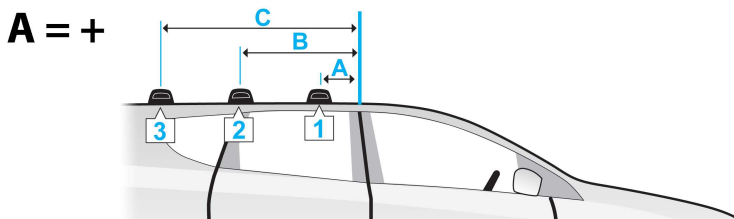
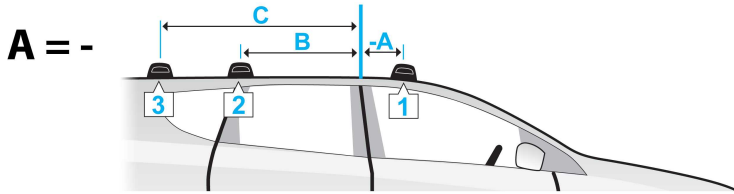


x 4



		MAX kgs (lbs)	
	🚩	W/P	WHD
Toyota			
Land Cruiser 100 Series, 5dr SUV 98-07	EU	75 kgs (165 lbs)	75 kgs (165 lbs)
Land Cruiser 100 Series, 5dr SUV 98-07	US	75 kgs (165 lbs)	75 kgs (165 lbs)
Land Cruiser 100 Series, 5dr SUV 98-07	ZA	75 kgs (165 lbs)	75 kgs (165 lbs)
Land Cruiser 100 Series, 5dr SUV 98-07	CN	75 kgs (165 lbs)	75 kgs (165 lbs)
Land Cruiser 100 Series, 5dr SUV Apr 98-Jun 07	AU	75 kgs (165 lbs)	75 kgs (165 lbs)
Land Cruiser 100 Series, 5dr SUV Apr 98-Oct 07	NZ	75 kgs (165 lbs)	75 kgs (165 lbs)
Land Cruiser 200 Series, 5dr SUV 07-15	CN	75 kgs (165 lbs)	100 kgs (220 lbs)
Land Cruiser 200 Series, 5dr SUV 08-12	US	75 kgs (165 lbs)	100 kgs (220 lbs)
Land Cruiser 200 Series, 5dr SUV 15-+	CN	75 kgs (165 lbs)	100 kgs (220 lbs)
Land Cruiser 200 Series, 5dr SUV 15-+	ZA	75 kgs (165 lbs)	100 kgs (220 lbs)
Land Cruiser 200 Series, 5dr SUV Aug 07-Sep 15	AU	75 kgs (165 lbs)	100 kgs (220 lbs)
Land Cruiser 200 Series, 5dr SUV Nov 07-Sep 15	NZ	75 kgs (165 lbs)	100 kgs (220 lbs)
Land Cruiser 200 Series, 5dr SUV Oct 15-+	AU	75 kgs (165 lbs)	100 kgs (220 lbs)
Land Cruiser 200 Series, 5dr SUV Oct 15-+	NZ	75 kgs (165 lbs)	100 kgs (220 lbs)
Land Cruiser Prado 120 Series, 5dr SUV Mar 03-Oct 09	AU	75 kgs (165 lbs)	75 kgs (165 lbs)
Land Cruiser Prado GX, 5dr SUV Dec 09-+	NZ	75 kgs (165 lbs)	100 kgs (220 lbs)
Land Cruiser Prado GX, 5dr SUV Nov 09-+	AU	75 kgs (165 lbs)	100 kgs (220 lbs)
Land Cruiser Prado, 5dr SUV 03-09	EU	75 kgs (165 lbs)	75 kgs (165 lbs)
Land Cruiser Prado, 5dr SUV 03-09	CN	75 kgs (165 lbs)	75 kgs (165 lbs)
Land Cruiser Prado, 5dr SUV Mar 03-Nov 09	NZ	75 kgs (165 lbs)	75 kgs (165 lbs)
Land Cruiser V8 200 Series, 5dr SUV 07-12	EU	75 kgs (165 lbs)	100 kgs (220 lbs)
Rav 4 20 Series, 3dr SUV Jun 00-Jan 06	AU	75 kgs (165 lbs)	80 kgs (176 lbs)
Rav 4 20 Series, 3dr SUV Jun 00-Jan 06	AU	75 kgs (165 lbs)	80 kgs (176 lbs)
Rav 4 20 Series, 5dr SUV Jun 00-Jan 06	AU	75 kgs (165 lbs)	80 kgs (176 lbs)
Rav 4, 3dr SUV 00-05	ZA	75 kgs (165 lbs)	80 kgs (176 lbs)
Rav 4, 3dr SUV 00-05	ZA	75 kgs (165 lbs)	80 kgs (176 lbs)
Rav 4, 3dr SUV 00-06	EU	75 kgs (165 lbs)	80 kgs (176 lbs)
Rav 4, 3dr SUV 00-06	EU	75 kgs (165 lbs)	80 kgs (176 lbs)
Rav 4, 3dr SUV 00-06	CN	75 kgs (165 lbs)	80 kgs (176 lbs)
Rav 4, 3dr SUV 00-06	CN	75 kgs (165 lbs)	80 kgs (176 lbs)
Rav 4, 3dr SUV 94-00	US	75 kgs (165 lbs)	75 kgs (165 lbs)
Rav 4, 3dr SUV 94-00	EU	75 kgs (165 lbs)	75 kgs (165 lbs)
Rav 4, 3dr SUV 94-00	CN	75 kgs (165 lbs)	75 kgs (165 lbs)
Rav 4, 3dr SUV 94-99	ZA	75 kgs (165 lbs)	75 kgs (165 lbs)
Rav 4, 3dr SUV Jun 00-Jan 06	NZ	75 kgs (165 lbs)	80 kgs (176 lbs)

Rav 4, 3dr SUV Jun 00-Jan 06	NZ	75 kgs (165 lbs)	80 kgs (176 lbs)
Rav 4, 3dr SUV Jun 94-May 00	AU	75 kgs (165 lbs)	75 kgs (165 lbs)
Rav 4, 3dr SUV Jun 94-May 00	NZ	75 kgs (165 lbs)	75 kgs (165 lbs)
Rav 4, 5dr SUV 00-04	EU	75 kgs (165 lbs)	80 kgs (176 lbs)
Rav 4, 5dr SUV 00-04	CN	75 kgs (165 lbs)	80 kgs (176 lbs)
Rav 4, 5dr SUV 00-06	ZA	75 kgs (165 lbs)	80 kgs (176 lbs)
Rav 4, 5dr SUV 94-00	EU	75 kgs (165 lbs)	75 kgs (165 lbs)
Rav 4, 5dr SUV 94-00	CN	75 kgs (165 lbs)	75 kgs (165 lbs)
Rav 4, 5dr SUV 94-99	ZA	75 kgs (165 lbs)	75 kgs (165 lbs)
Rav 4, 5dr SUV 96-00	US	75 kgs (165 lbs)	75 kgs (165 lbs)
Rav 4, 5dr SUV Dec 94-May 00	NZ	75 kgs (165 lbs)	75 kgs (165 lbs)
Rav 4, 5dr SUV Jul 95-May 00	AU	75 kgs (165 lbs)	75 kgs (165 lbs)
Rav 4, 5dr SUV Jun 00-Jan 06	NZ	75 kgs (165 lbs)	80 kgs (176 lbs)
Lexus			
LX470, 5dr SUV Apr 98-Jul 07	AU	75 kgs (165 lbs)	75 kgs (165 lbs)
LX470, 5dr SUV May 98-Oct 07	NZ	75 kgs (165 lbs)	75 kgs (165 lbs)
Suzuki			
SX4 Sportback, 5dr Hatch 07-+	US	40 kgs (88 lbs)	40 kgs (88 lbs)
SX4, 5dr Hatch 06-+	EU	40 kgs (88 lbs)	40 kgs (88 lbs)
SX4, 5dr Hatch 06-+	CN	40 kgs (88 lbs)	40 kgs (88 lbs)
SX4, 5dr Hatch 06-13	ZA	40 kgs (88 lbs)	40 kgs (88 lbs)
SX4, 5dr Hatch Mar 07-13	NZ	40 kgs (88 lbs)	40 kgs (88 lbs)
SX4, 5dr Hatch Mar 07-13	AU	40 kgs (88 lbs)	40 kgs (88 lbs)

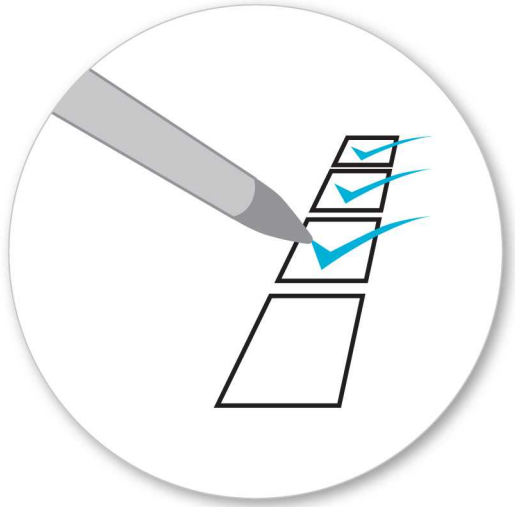


	A	B	C	X		
				1	2	3
Land Cruiser 100 Series, 5dr SUV 98-07 (EU)	150mm 5 7/8ths"	820mm 32 5/16ths"	1540mm 60 5/8ths"	1040mm 40 15/16ths"	1010mm 39 3/4ths"	980mm 38 9/16ths"
Land Cruiser 100 Series, 5dr SUV 98-07 (US)	150mm 5 7/8ths"	820mm 32 5/16ths"	1540mm 60 5/8ths"	1040mm 40 15/16ths"	1010mm 39 3/4ths"	980mm 38 9/16ths"
Land Cruiser 100 Series, 5dr SUV 98-07 (ZA)	150mm 5 7/8ths"	820mm 32 5/16ths"	1540mm 60 5/8ths"	1040mm 40 15/16ths"	1010mm 39 3/4ths"	980mm 38 9/16ths"
Land Cruiser 100 Series, 5dr SUV 98-07 (CN)	150mm 5 7/8ths"	820mm 32 5/16ths"	1540mm 60 5/8ths"	1040mm 40 15/16ths"	1010mm 39 3/4ths"	980mm 38 9/16ths"
Land Cruiser 100 Series, 5dr SUV Apr 98-Jun 07 (AU)	150mm 5 7/8ths"	820mm 32 5/16ths"	1540mm 60 5/8ths"	1040mm 40 15/16ths"	1010mm 39 3/4ths"	980mm 38 9/16ths"
Land Cruiser 100 Series, 5dr SUV Apr 98-Oct 07 (NZ)	150mm 5 7/8ths"	820mm 32 5/16ths"	1540mm 60 5/8ths"	1040mm 40 15/16ths"	1010mm 39 3/4ths"	980mm 38 9/16ths"
Land Cruiser 200 Series, 5dr SUV 07-15 (CN)	280mm 11"	940mm 37"	1600mm 63"	983mm 38 11/16ths"	954mm 37 9/16ths"	935mm 36 13/16ths"
Land Cruiser 200 Series, 5dr SUV 08-12 (US)	280mm 11"	940mm 37"	1600mm 63"	983mm 38 11/16ths"	954mm 37 9/16ths"	935mm 36 13/16ths"
Land Cruiser 200 Series, 5dr SUV 15+ (CN)	270mm 10 5/8ths"	930mm 36 5/8ths"	1585mm 62 3/8ths"	983mm 38 11/16ths"	959mm 37 3/4ths"	945mm 37 3/16ths"
Land Cruiser 200 Series, 5dr SUV 15+ (ZA)	270mm 10 5/8ths"	930mm 36 5/8ths"	1585mm 62 3/8ths"	983mm 38 11/16ths"	959mm 37 3/4ths"	945mm 37 3/16ths"
Land Cruiser 200 Series, 5dr SUV Aug 07-Sep 15 (AU)	280mm 11"	940mm 37"	1600mm 63"	983mm 38 11/16ths"	954mm 37 9/16ths"	935mm 36 13/16ths"
Land Cruiser 200 Series, 5dr SUV Nov 07-Sep 15 (NZ)	280mm 11"	940mm 37"	1600mm 63"	983mm 38 11/16ths"	954mm 37 9/16ths"	935mm 36 13/16ths"
Land Cruiser 200 Series, 5dr SUV Oct 15+ (AU)	270mm 10 5/8ths"	930mm 36 5/8ths"	1585mm 62 3/8ths"	983mm 38 11/16ths"	959mm 37 3/4ths"	945mm 37 3/16ths"
Land Cruiser 200 Series, 5dr SUV Oct 15+ (NZ)	270mm 10 5/8ths"	930mm 36 5/8ths"	1585mm 62 3/8ths"	983mm 38 11/16ths"	959mm 37 3/4ths"	945mm 37 3/16ths"
Land Cruiser Prado 120 Series, 5dr SUV Mar 03-Oct 09 (AU)	-	850mm 33 7/16ths"	1340mm 52 3/4ths"	920mm 36 1/4ths"	864mm 34"	841mm 33 1/8ths"

Land Cruiser Prado GX, 5dr SUV Dec 09+ (NZ)	20mm 0 13/16ths"	830mm 32 11/16ths"	1310mm 51 9/16ths"	935mm 36 13/16ths"	895mm 35 1/4ths"	875mm 34 7/16ths"
Land Cruiser Prado GX, 5dr SUV Nov 09+ (AU)	20mm 0 13/16ths"	830mm 32 11/16ths"	1310mm 51 9/16ths"	935mm 36 13/16ths"	895mm 35 1/4ths"	875mm 34 7/16ths"
Land Cruiser Prado, 5dr SUV 03-09 (EU)	-	850mm 33 7/16ths"	1340mm 52 3/4ths"	920mm 36 1/4ths"	864mm 34"	841mm 33 1/8ths"
Land Cruiser Prado, 5dr SUV 03-09 (CN)	-	850mm 33 7/16ths"	1340mm 52 3/4ths"	920mm 36 1/4ths"	864mm 34"	841mm 33 1/8ths"
Land Cruiser Prado, 5dr SUV Mar 03-Nov 09 (NZ)	-	850mm 33 7/16ths"	1340mm 52 3/4ths"	920mm 36 1/4ths"	864mm 34"	841mm 33 1/8ths"
Land Cruiser V8 200 Series, 5dr SUV 07-12 (EU)	280mm 11"	940mm 37"	1600mm 63"	983mm 38 11/16ths"	954mm 37 9/16ths"	935mm 36 13/16ths"
LX470, 5dr SUV Apr 98-Jul 07 (AU)	150mm 5 7/8ths"	820mm 32 5/16ths"	1540mm 60 5/8ths"	1040mm 40 15/16ths"	1010mm 39 3/4ths"	980mm 38 9/16ths"
LX470, 5dr SUV May 98-Oct 07 (NZ)	150mm 5 7/8ths"	820mm 32 5/16ths"	1540mm 60 5/8ths"	1040mm 40 15/16ths"	1010mm 39 3/4ths"	980mm 38 9/16ths"
Rav 4 20 Series, 3dr SUV Jun 00-Jan 06 (AU)	-440mm -17 -5/16ths"	230mm 9 1/16ths"	510mm 20 1/16ths"	-	-	-
Rav 4 20 Series, 3dr SUV Jun 00-Jan 06 (AU)	-440mm -17 -5/16ths"	230mm 9 1/16ths"	510mm 20 1/16ths"	862mm 33 15/16ths"	808mm 31 13/16ths"	790mm 31 1/8ths"
Rav 4 20 Series, 5dr SUV Jun 00-Jan 06 (AU)	-100mm -3 -15/16ths"	550mm 21 5/8ths"	1120mm 44 1/8ths"	854mm 33 5/8ths"	806mm 31 3/4ths"	792mm 31 3/16ths"
Rav 4, 3dr SUV 00-05 (ZA)	-440mm -17 -5/16ths"	230mm 9 1/16ths"	510mm 20 1/16ths"	-	-	-
Rav 4, 3dr SUV 00-05 (ZA)	-440mm -17 -5/16ths"	230mm 9 1/16ths"	510mm 20 1/16ths"	862mm 33 15/16ths"	808mm 31 13/16ths"	790mm 31 1/8ths"
Rav 4, 3dr SUV 00-06 (EU)	-440mm -17 -5/16ths"	230mm 9 1/16ths"	510mm 20 1/16ths"	-	-	-
Rav 4, 3dr SUV 00-06 (EU)	-440mm -17 -5/16ths"	230mm 9 1/16ths"	510mm 20 1/16ths"	862mm 33 15/16ths"	808mm 31 13/16ths"	790mm 31 1/8ths"
Rav 4, 3dr SUV 00-06 (CN)	-440mm -17 -5/16ths"	230mm 9 1/16ths"	510mm 20 1/16ths"	-	-	-
Rav 4, 3dr SUV 00-06 (CN)	-440mm -17 -5/16ths"	230mm 9 1/16ths"	510mm 20 1/16ths"	862mm 33 15/16ths"	808mm 31 13/16ths"	790mm 31 1/8ths"
Rav 4, 3dr SUV 94-00 (US)	-	-	-	-	-	-
Rav 4, 3dr SUV 94-00 (EU)	-	-	-	-	-	-
Rav 4, 3dr SUV 94-00 (CN)	-	-	-	-	-	-
Rav 4, 3dr SUV 94-99 (ZA)	-	-	-	-	-	-
Rav 4, 3dr SUV Jun 00-Jan 06 (NZ)	-440mm -17 -5/16ths"	230mm 9 1/16ths"	510mm 20 1/16ths"	-	-	-
Rav 4, 3dr SUV Jun 00-Jan 06 (NZ)	-440mm -17 -5/16ths"	230mm 9 1/16ths"	510mm 20 1/16ths"	862mm 33 15/16ths"	808mm 31 13/16ths"	790mm 31 1/8ths"
Rav 4, 3dr SUV Jun 94-May 00 (AU)	-	-	-	-	-	-
Rav 4, 3dr SUV Jun 94-May 00 (NZ)	-	-	-	-	-	-
Rav 4, 5dr SUV 00-04 (EU)	-100mm -3 -15/16ths"	550mm 21 5/8ths"	1120mm 44 1/8ths"	854mm 33 5/8ths"	806mm 31 3/4ths"	792mm 31 3/16ths"
Rav 4, 5dr SUV 00-04 (CN)	-100mm -3 -15/16ths"	550mm 21 5/8ths"	1120mm 44 1/8ths"	854mm 33 5/8ths"	806mm 31 3/4ths"	792mm 31 3/16ths"
Rav 4, 5dr SUV 00-06 (ZA)	-100mm -3 -15/16ths"	550mm 21 5/8ths"	1120mm 44 1/8ths"	854mm 33 5/8ths"	806mm 31 3/4ths"	792mm 31 3/16ths"
Rav 4, 5dr SUV 94-00 (EU)	220mm 8 11/16ths"	830mm 32 11/16ths"	-	745mm 29 5/16ths"	735mm 28 15/16ths"	-
Rav 4, 5dr SUV 94-00 (CN)	220mm 8 11/16ths"	830mm 32 11/16ths"	-	745mm 29 5/16ths"	735mm 28 15/16ths"	-
Rav 4, 5dr SUV 94-99 (ZA)	220mm 8 11/16ths"	830mm 32 11/16ths"	-	745mm 29 5/16ths"	735mm 28 15/16ths"	-
Rav 4, 5dr SUV 96-00 (US)	220mm 8 11/16ths"	830mm 32 11/16ths"	-	745mm 29 5/16ths"	735mm 28 15/16ths"	-
Rav 4, 5dr SUV Dec 94-May 00 (NZ)	220mm 8 11/16ths"	830mm 32 11/16ths"	-	745mm 29 5/16ths"	735mm 28 15/16ths"	-
Rav 4, 5dr SUV Jul 95-May 00 (AU)	220mm 8 11/16ths"	830mm 32 11/16ths"	-	745mm 29 5/16ths"	735mm 28 15/16ths"	-
Rav 4, 5dr SUV Jun 00-Jan 06 (NZ)	-100mm	550mm	1120mm	854mm	806mm	792mm

	-3 -15/16ths"	21 5/8ths"	44 1/8ths"	33 5/8ths"	31 3/4ths"	31 3/16ths"
SX4 Sportback, 5dr Hatch 07-+ (US)	-120mm	600mm	-	759mm	723mm	-
	-4 -3/4ths"	23 5/8ths"	-	29 7/8ths"	28 7/16ths"	-
SX4, 5dr Hatch 06-+ (EU)	-120mm	600mm	-	759mm	723mm	-
	-4 -3/4ths"	23 5/8ths"	-	29 7/8ths"	28 7/16ths"	-
SX4, 5dr Hatch 06-+ (CN)	-120mm	600mm	-	759mm	723mm	-
	-4 -3/4ths"	23 5/8ths"	-	29 7/8ths"	28 7/16ths"	-
SX4, 5dr Hatch 06-13 (ZA)	-120mm	600mm	-	759mm	723mm	-
	-4 -3/4ths"	23 5/8ths"	-	29 7/8ths"	28 7/16ths"	-
SX4, 5dr Hatch Mar 07-13 (NZ)	-120mm	600mm	-	759mm	723mm	-
	-4 -3/4ths"	23 5/8ths"	-	29 7/8ths"	28 7/16ths"	-
SX4, 5dr Hatch Mar 07-13 (AU)	-120mm	600mm	-	759mm	723mm	-
	-4 -3/4ths"	23 5/8ths"	-	29 7/8ths"	28 7/16ths"	-

First Time Installation



- Remove parts from inside the package and check. Contact your dealer if any parts are missing or damaged.



- This kit fits type A, B, C and D.
- These instructions show type A crossbar fitted. They also apply to type B, C and D.



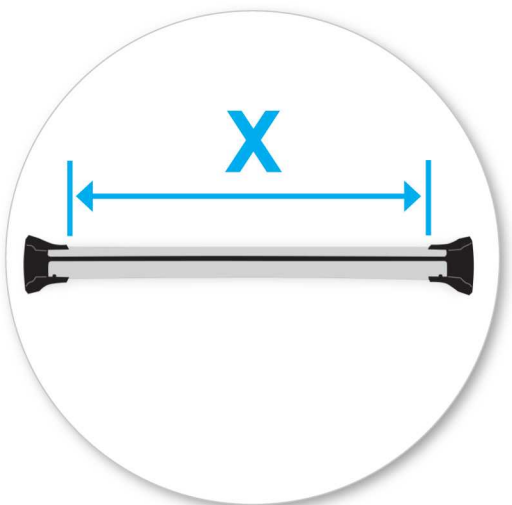
- Use keys to remove covers.



- Use hex screwdriver to reverse adjusting screw 10 turns.




- Press adjusting screw and pull crossbar legs out. Refer to the crossbar instructions for crossbar adjustment method.
- Ensure each end of the crossbar is adjusted equally.



- Adjust crossbar in or out to suit vehicle. Refer to the crossbar instructions for crossbar adjustment.
- Ensure that the crossbar is adjusted evenly at both ends.
- Please check the front of this manual for information relating specifically to your vehicle.



- Tighten adjusting screw to 2.5 Nm (1.8 ft lb) hand tight.



- Remove plastic clamp block by gripping bar leg with fingers and push firmly with thumbs until clamp block drops out behind leg.



- Select plastic internal block (from fitting kit) and insert into foot.
- Repeat for all legs.



- Fit rubber pad (supplied with crossbar) to foot.
- Make sure the pad fits into the holes underneath the foot.
- Repeat for all legs.

Fitment




- Open or remove fixed-point covers.
- Fixed point may vary to those pictured.



- Hook clamps into the fixed points on the vehicle.



- Ensure internal clamp sits upright.
- Repeat for all four positions.



- Place ditch mould insert over the clamp.



- Mount crossbars over clamps.



- Tighten the plastic knob. The side with the nut showing should be facing up.



- Ensure the plastic knob is in the position shown when fully tightened.
- Repeat for all legs.



- Check crossbar is securely attached to the vehicle.
- Use keys to fit and lock covers

**CAUTION: Recheck all fasteners immediately after a load is applied to the crossbars.
Regularly check screws are tight.**

Maintenance

- Clean the car roof and surfaces of the product that will be in contact with the car roof.
- Follow the fitting instructions for fitting the product to your vehicle. Make sure all steps are carried out in order.
- Set crossbars a minimum distance of 700mm (27 1/2") apart where no other distance is specified in the fitting instructions. This is especially important when carrying long loads.
- Check unit is securely attached whenever you refit it to the vehicle. If the unit feels loose, refer to the fitting instructions and readjust.
- Some glass/panoramic roofs and radio antennae may not be able to be used when the product is fitted.
- Do not modify this product.
- Refer to the maximum permitted load capacity specified in the fitting instructions. Do not exceed the vehicle manufacturers roof load rating if it is lower than the maximum load capacity specified in the fitting instructions.
- Long loads should be secured with non-elastic straps to the front and rear of the vehicle.
- Objects with pointed ends (e.g. ski poles) should be carried with the pointed ends to the rear of the vehicle.
- Remove all loose or removable objects from the load prior to loading.
- Make sure all loads are securely fastened with non-elastic straps. Check regularly during longer journeys.
- A loaded roof rack system can alter the performance of your vehicle. Be especially aware of the effects of side winds, changing of direction, and braking performance. Avoid rapid acceleration and deceleration. Drive carefully.
- Note that the total height of the vehicle increases when upright loads are carried.
- Products should be locked during transport if they have locks fitted.
- Check and replace worn out or defective parts.

- Keep the product clean and maintained.
 - Never drive into a car wash with the roof rack system fitted.
 - Lubricate locks and adjusting screws at regular intervals.
 - Remove the products from the vehicle when not in use. Make sure all loose parts are stored safely.
-

- Yakima Australia Pty Ltd
17 Hinkler Court
Brendale QLD 4500
AUSTRALIA

www.prorack.com.au
www.prorack.co.nz

WARRANTY & DISCLAIMER

Yakima Australia Pty Ltd ABN 58 154 440 221
17 Hinkler Court, Brendale QLD 4500
Tel: 0800 4776 722 (NZ) or 1800 143 548 (AU)
Email: warranty@yakima.co.nz or warranty@yakima.com.au

1. Where the product is supplied to the customer for other than business purposes within the meaning of section 43 of the New Zealand Consumer Guarantees Act 1993, the provisions of that Act shall apply. It is important that anyone who fits or uses this product does so in accordance with the manufacturer's instructions.
2. Where the product is supplied to the customer for business purposes within the meaning of section 43 of the New Zealand Consumer Guarantees Act 1993, the provisions of that Act and all other representations or terms (including any conditions or warranty expressed or implied by law, statute or otherwise) not expressly included in this leaflet are hereby expressly excluded shall have no effect and the clauses (a) and (b) shall apply.
3. Subject to the **Additional Information (Australia)**, where the product is supplied and purchased in Australia, the following shall apply:
 - a. THE SUPPLIER WARRANTS the product to be free from defects in materials and/or workmanship for a period of three (3) years from the date of original purchase (the warranty period). Proof of purchase is required. Subject to the limitations and exclusions set out below, the Supplier hereby agrees to remedy any defects in materials or workmanship becoming apparent during the warranty period, by replacing or repairing any defective product or component (at its option) free of charge to the purchaser in respect of replacement parts or labour. Any defective product or component must be notified and where practicable, returned at the purchaser's expense to the Supplier immediately upon discovery of the alleged defect and no attempt made on the part of the purchaser to repair it.
 - b. EXCEPTIONS, EXCLUSIONS AND LIMITATIONS TO WARRANTY. The product and/or its components must be fitted/ assembled and loaded in accordance with the Supplier's written instructions and any requirements set out in the car's owner manual. This warranty does not cover defects, loss or damage resulting from circumstances beyond the Supplier's control including, but not limited to misuse, overloading, or failure to assemble and/or fit the product or component in accordance with the Supplier's written instructions. Nor does the warranty cover defects, loss or damage resulting from accidents, unlawful use of the vehicle or defects/inconsistencies in the vehicle on which the product or component is fitted. Liability for direct, indirect, special, punitive, incidental, exemplary, contractual or consequential damage or loss arising from defects, faulty materials or design omissions or negligence or workmanship in the product or its components is hereby expressly excluded subject to the following. Certain Commonwealth legislation, including the Competition and Consumer Act 2010 (Cth), and other State and Territorial legislation confers upon purchasers rights which cannot be excluded from or be restricted or modified by contract. Any conditions, guarantees and/or warranties implied by law and incapable of exclusion are deemed to be expressly incorporated herein. Nothing herein contained is intended nor shall be permitted to be inconsistent with any such conditions, guarantees and/or warranties. To the extent permitted by legislation all conditions, guarantees and/or warranties such as implied warranties which are capable of exclusion are hereby expressly excluded and negated.

ADDITIONAL INFORMATION (AUSTRALIA)

This information should be read in conjunction with clauses (a) and (b).

IMPORTANT LEGAL NOTICE

Our goods come with guarantees that cannot be excluded under the Australian Consumer Law. You are entitled to a replacement or refund for a major failure and for compensation for any other reasonably foreseeable loss or damage. You are also entitled to have the goods repaired or replaced if the goods fail to be of acceptable quality and the failure does not amount to a major failure.

This warranty does not change or take away your rights under the Australian Consumer Law. Your right to claim under this policy for the benefits covered is in addition to other rights and remedies you have under the law in relation to the product.

Where you become aware of defects in materials or of workmanship, and wish to make a claim under this warranty you must do the following for the warranty to be honoured by your Prorack dealer or Yakima Australia Pty Ltd ABN 58 154 440 221 (Yakima):

1. Make a claim as soon as practicable by contacting the Prorack dealer from whom you purchased the product, who will give you instructions on how to proceed.
2. If you are unable to contact the Prorack dealer, or the dealer is not able to remedy the defect, you should contact Yakima as soon as practicable at:

Call: 0800 4776 722 (NZ) or 1800 143 548 (AU)
 Email: warranty@yakima.co.nz or warranty@yakima.com.au

Alternately, you can write to Yakima at 17 Hinkler Court, Brendale QLD Australia 4500 in order to make a claim under your warranty.

3. Upon contacting Yakima directly, you should explain as fully as possible the defect. A Yakima representative will provide you with appropriate instructions for returning the product together with a copy of the original purchase invoice or receipt to Yakima.
4. The costs and expenses associated with making a claim under your warranty including the costs of complying with those instructions and of returning the product to Yakima or the Prorack dealer will be borne by you.

Following receipt of the product and purchase invoice or receipt, Yakima or the Prorack dealer must inspect the product to determine whether the claim falls within the warranty. If:

- 4.1 the claim falls within the warranty, Yakima will remedy any defects in materials or workmanship becoming apparent during the warranty period, by replacing or repairing any defective product or component (at its option) free of charge to the purchaser in respect of replacement parts or labour.
- 4.2 the claim does not fall within the warranty, Yakima will return the product to you at your expense.