



# LITHIUM PRO

ADVANCED LiFePO4 TECHNOLOGY

## C12-100XSLi SLIMLINE

**100AH LITHIUM IRON PHOSPHATE  
LiFePO4 DEEP CYCLE BATTERY**

12.8V

100Ah

1280WH

3000+  
CYCLES

Century Lithium Pro batteries are designed to provide long lasting power in recreational deep cycle applications. Capable of delivering over 3000 cycles<sup>1</sup>, 50% more usable energy and up to 10X faster recharging\* they are suitable as a drop-in replacement for standard 12V Flooded, Gel or AGM Deep Cycle batteries.<sup>^</sup>

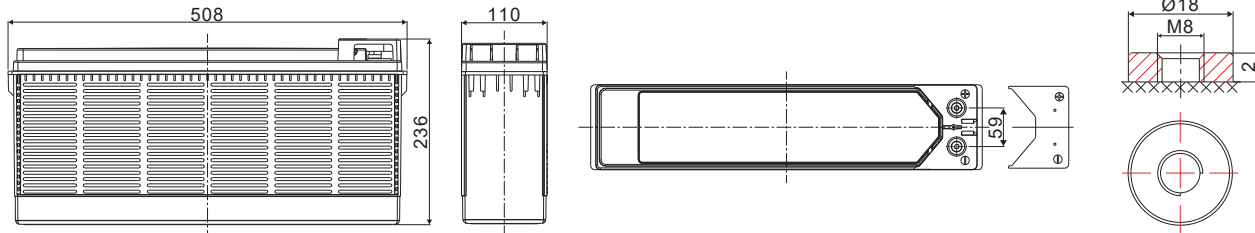
Century Lithium Pro batteries ideal for use in a range of applications where longer life, faster recharge and dependable power is required.



### APPLICATIONS

Marine, 4x4 Dual Battery Systems, Caravans, RV's, Camper Trailers, Portable Solar, Recreational Vehicles

### DIMENSIONS (mm)



### PRODUCT SPECIFICATIONS

Item ID	117102	Terminal Type:	M8 Terminal Bolts (10-12Nm)
Battery Type	C12-100XSLi	Standard Charging Current:	50A
Barcode	9313857335227	Standard Discharge Current:	60A
Warranty:	5 Years Recreational Use <sup>2</sup>	Charging Temperature:	0°C to +50°C
Technology	LiFePO4	Charging Voltage:	14.6V
Cell Structure	Prismatic Cell	Maximum Charging Current:	100A
Voltage:	12.8V	Maximum Discharge Current:	100A
Ah:	100Ah	Discharge Temperature:	-20°C to +55°C
Watt-Hour:	1280Wh	Maximum Connection:	4 in Series and 2 in Parallel
Number of Cycles:	3000+ Cycles @80% DOD	Inverter Information:	1x Battery = 1000w Max 2x Battery Parallel = 2000w Max
Weight:	13.6Kg	IP Rating:	IP65



<sup>1</sup>. At 80% DOD / # Not suitable for cranking/starting and under bonnet, grid connected solar systems or float charge applications. \*Compared with standard flooded lead acid battery. <sup>^</sup>When used within recommended operating conditions and in conjunction with a compatible Lithium charger or charging system. <sup>2</sup>Conditions apply see product for more details

## FEATURES & BENEFITS



### Longer Service Life

3000+ cycles @80% DOD



### Superior Energy Capacity

More usable power from smaller footprint, reducing system and footprint requirements



### Superior Recharge Efficiency

10X faster recharge for less downtime & deep discharge recovery



### Low Self Discharge

<2% Self discharge per month for increased energy retention when not in use



### Lightweight Design

Half weight of lead acid equivalent – ideal for weight restricted and GVM applications



### Wide Operating Temperature

Suitable for use in a range of applications and operating conditions (0°C to 50°C)



### Constant Power Delivery

Delivers the same amount of power during the entire discharge cycle



### Advanced BMS System

Control system to regulate and protect battery cells during operation



### Bluetooth Monitoring System

Monitors capacity, voltage, current, SOC, SOH, number of cycles and remaining run time



### ABS UL94-HB Casing

Flame retardant and hardwearing casing for increased protection



### IP65 Rated

Protection against contamination from dust & water



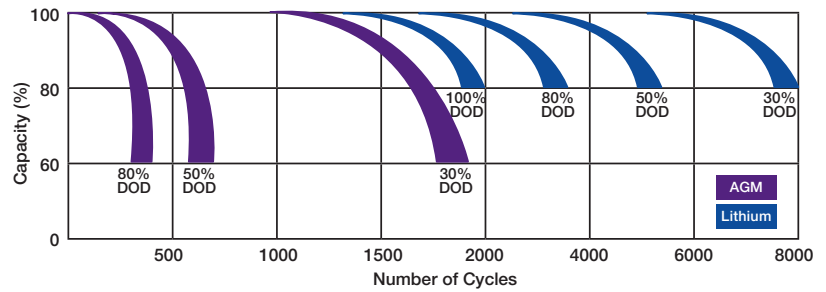
### Multi-Angle Fitment

90° side mount for fitment flexibility+

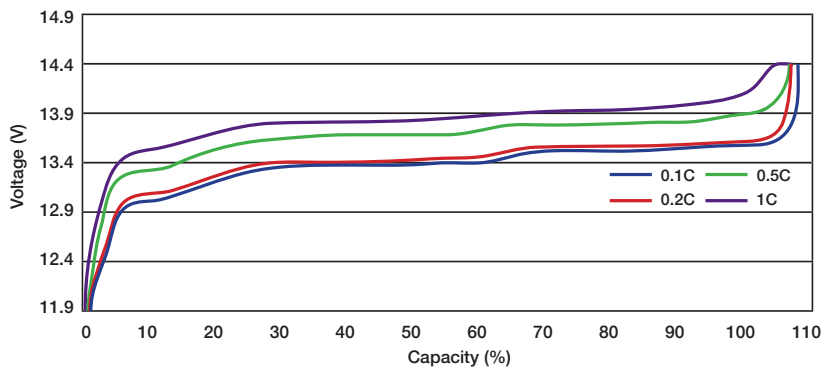


+Where feasible, always install upright to optimise the performance under a dynamic vibration condition.

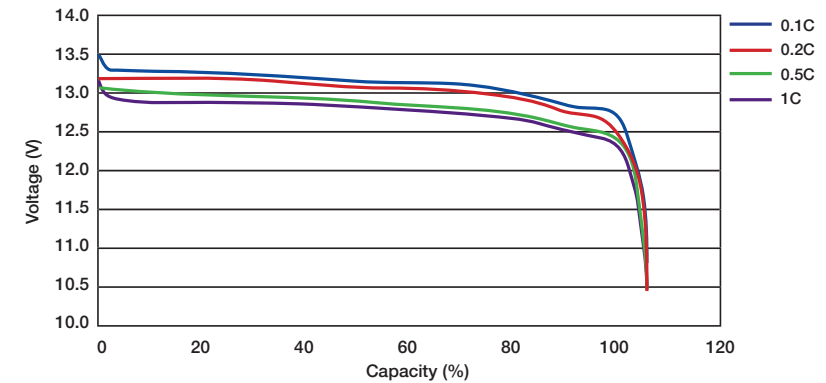
## NUMBER OF CYCLES



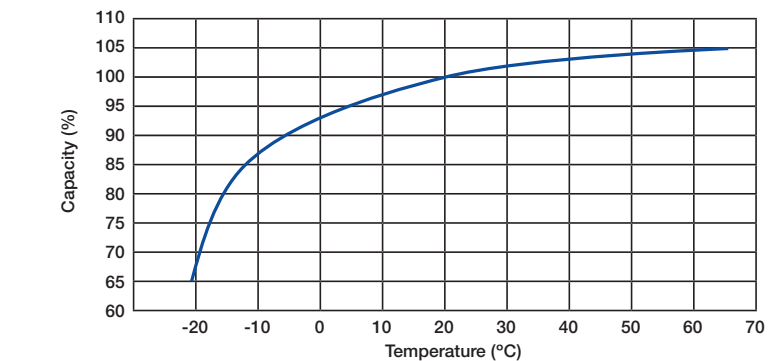
## CHARGING CHARACTERISTICS



## DISCHARGE CHARACTERISTICS



## TEMPERATURE EFFECT ON CAPACITY



For more information visit

[centurybatteries.com.au](http://centurybatteries.com.au) or call 1300 362 287

[centurybatteries.co.nz](http://centurybatteries.co.nz) or call 0800 93 93 93

Batteries that last and last